

ANNUAL PHYSICAL REPORT OF OPERATION As of December 31, 2022

Department : Other Executive Offices
 Agency : Philippine Sports Commission
 Operating Unit : < not applicable >
 Organization Code (UACS) : 26 032 0000000

Particulars	UACS CODE	Physical Target (Budget Year)					Physical Accomplishment (Budget Year)					Variance as of 12/31/2022	Remarks
		1st Quarter	2nd Quarter	3rd Quarter	4th Quarter	Total	1st Quarter	2nd Quarter	3rd Quarter	4th Quarter	Total		
1	2	3	4	5	6	7	8	9	10	11	12	13	14
AMATEUR SPORTS DEVELOPMENT PROGRAM	3101000000000000												
OO : Source of athletic talents widened													
Outcome Indicators													
1. Number of grassroots athletes competing in the Philippine National Games and Batang Pinoy Games		4,415	4,415	4,415	4,415	17,660	0	0	0	6,037	6,037	-11,623	Lower by 11,623 due to post-pandemic effect.
2. Number of Filipinos participating in Sports-for-All activities		46,807	46,807	46,808	46,808	187,230	8,308	55,614	95,555	46,678	206,155	18,925	Higher to the target by 18,925.
3. Number of national athletes participating in international and national competitions		447	449	449	449	1,794	85	836	372	1,314	2,607	813	Higher to the target by 813.
Output Indicators													
1. Number of LGUs sending delegates in PSC competitions		33	33	32	32	130	0	0	0	147	147	17	Higher to the target by 17.
2. Number of promotional events/activities held		20	20	20	20	80	81	122	75	95	373	293	Higher to the target by 293.
3. Number of national athletes and coaches supported		1,191 ave.	1,191 ave.	1,191 ave.	1,191 ave.	1,191 ave.	1,459 ave.	1,580 ave.	1,645 ave.	1,609 ave.	1,573 ave.	382 ave.	Higher to the target average by 382.

Prepared By:


 DOMINGO, LAURO JR. O.
 Chief, Program Research and Development Division

In coordination with:


 IROY, GUILLERMO JR. B.
 Acting Executive Director

Approved By:


 BACHMANN, RICHARD E.
 Chairman

QUARTERLY PHYSICAL REPORT OF OPERATION
As of September 30, 2022


Department: Other Executive Offices
Agency : Philippine Sports Commission
Operating Unit: < not applicable >
Organization Code (UACS) : 26 032 0000000

Particulars	UACS CODE	Physical Target (Budget Year)					Physical Accomplishment (Budget Year)					Variance	Remarks
		1st Quarter	2nd Quarter	3rd Quarter	4th Quarter	Total	1st Quarter	2nd Quarter	3rd Quarter	4th Quarter	Total		
1	2	3	4	5	6	7	8	9	10	11	12	13	14
AMATEUR SPORTS DEVELOPMENT PROGRAM	3101000000000000												
OO : Source of athletic talents widened													
<i>Outcome Indicators</i>													
1. Number of grassroots athletes competing in the Philippine National Games and Batang Pinoy Games		4,415	4,415	4,415	4,415	17,660	0	0	0				
2. Number of Filipinos participating in Sports-for-All activities		46,807	46,807	46,808	46,808	187,230	8,308	55,614	95,555				
3. Number of national athletes participating in international and national competitions		447	449	449	449	1,794	85	836	372				
<i>Output Indicators</i>													
1. Number of LGUs sending delegates in PSC competitions		33	33	32	32	130	0	0	0				
2. Number of promotional events/activities held		20	20	20	20	80	81	122	75				
3. Number of national athletes and coaches supported		1,191 ave.	1,191 ave.	1,191 ave.	1,191 ave.	1,191 ave.	1,459 ave.	1,580 ave.	1,645 ave.				

Prepared by:

In coordination with:

Approved by:


 DOMINGO, LAURO JR. O.
 Chief of Program, Research and Development Division


 IROY, GUILLERMO JR. B.
 Executive Director


 EALA, EMMANUEL JOSE M.
 Chairman

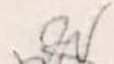
QUARTERLY PHYSICAL REPORT OF OPERATION

As of June 30, 2022


Department: Other Executive Offices
 Agency : Philippine Sports Commission
 Operating Unit: < not applicable >
 Organization Code (UACS) : 26 032 0000000

Particulars	UACS CODE	Physical Target (FY 2022)					Physical Accomplishment (FY 2022)					Variance	Remarks
		1st Quarter	2nd Quarter	3rd Quarter	4th Quarter	Total	1st Quarter	2nd Quarter	3rd Quarter	4th Quarter	Total		
1	2	3	4	5	6	7	8	9	10	11	12	13	14
AMATEUR SPORTS DEVELOPMENT PROGRAM	310100000000000												
OO : Source of athletic talents widened													
Outcome Indicators													
1. Number of grassroots athletes competing in the Philippine National Games and Batang Pinoy Games		4,415	4,415	4,415	4,415	17,660	0	0					
2. Number of Filipinos participating in Sports-for-All activities		46,807	46,807	46,808	46,808	187,230	8,308	55,614					
3. Number of national athletes participating in International and national competitions		447	449	449	449	1,794	85	836					
Output Indicators													
1. Number of LGUs sending delegates in PBC competitions		33	33	32	32	130	0	0					
2. Number of promotional events/activities held		20	20	20	20	80	81	122					
3. Number of national athletes and coaches supported		1,191 ave.	1,191 ave.	1,191 ave.	1,191 ave.	1,191 ave.	1,450 ave.	1,580 ave.					


Prepared by:


 DOMINGO LAURO JR. O.
 PRDD Chief

In coordination with:


 IBAY, MERLITA R.
 Deputy Executive Director

Approved by:


 IROY, GUILLAMO JR. B.
 Agency Officer-in-Charge

QUARTERLY PHYSICAL REPORT OF OPERATION
As of March 31, 2022

Department: Other Executive Offices
 Agency : Philippine Sports Commission
 Operating Unit: < not applicable >
 Organization Code (UACS) : 26 032 0000000

Particulars	UACS CODE	Physical Target (Budget Year)					Physical Accomplishment (Budget Year)					Variance	Remarks
		1st Quarter	2nd Quarter	3rd Quarter	4th Quarter	Total	1st Quarter	2nd Quarter	3rd Quarter	4th Quarter	Total		
1	2	3	4	5	6	7	8	9	10	11	12	13	14
AMATEUR SPORTS DEVELOPMENT PROGRAM	3101000000000000												
OO : Source of athletic talents widened													
Outcome Indicators													
1. Number of grassroots athletes competing in the Philippine National Games and Batang Pinoy Games		4,415	4,415	4,415	4,415	17,660	0						
2. Number of Filipinos participating in Sports-for-All activities		46,807	46,807	46,808	46,808	187,230	8,308						
3. Number of national athletes participating in international and national competitions		447	449	449	449	1,794	85						
Output Indicators													
1. Number of LGUs sending delegates in PSC competitions		33	33	32	32	130	0						
2. Number of promotional events/activities held		20	20	20	20	80	81						
3. Number of national athletes and coaches supported		1,191 ave.	1,191 ave.	1,191 ave.	1,191 ave.	1,191 ave.	1,459 ave.						

Prepared By:

 DOMINGO, LAURO JR. O.
 Chief, PRDD

In coordination with:

 IROY, GUILLERMO JR. B.
 Executive Director

Approved By:

 RAMIREZ, WILLIAM I.
 Chairman